

# Risk Assessment – CLIMBING – AUTOMATIC BELAY TOWER






<b>Number:</b>	RCSC/Act004	<b>Status:</b>	LIVE	<b>Issue Date:</b>	April 2025
----------------	-------------	----------------	------	--------------------	------------

<b>Document Author:</b>	Brian Jackson	<b>Post:</b>	Service Team
<b>Approved by:</b>	Andy Brooks	<b>Post:</b>	District Commissioner

**Purpose:** The purpose of this risk assessment is to identify the common significant risks to which Rhydd Covert SAS Team (voluntary) and visitors are exposed and to identify appropriate control measures.

**Scope:** The risk assessment is to be used in association with the activities that are carried out at Rhydd Covert Scout Camp

<b>Related Documents:</b>	<p><b>Generic Risk Assessments</b></p> <p>RCSC/Act030 - Supervision of Children/Young Persons on Site</p> <p><b>POR</b></p> <p>Rule 9 – Activities Rule 7.2 - Emergency Procedures Rule 7.4 – Accident Reporting</p> <p><b>Fact sheets</b></p> <p>FS120075 - InTouch FS120000 – Activities - Risk Assessment FS120088 – Weather Forecasts in Outdoor Activities</p> <p><b>Other</b></p>
---------------------------	---

<b>Required Personal Protective Equipment (PPE)</b>					
	Harness	Suitable Footwear	Suitable Clothing		

**Data Protection Statement.**

The information and data provided herein applies only to Rhydd Covert Scout Camp (RCSC) for which it was written, it shall not be duplicated, disclosed or disseminated by the recipient in whole or part for any purpose whatsoever without the prior written permission of the Document Author or from RCSC.

It is the duty of all members to observe the following Risk Assessment to provide a code of good practice and conduct with the object of preventing accidents. At all times members must work in a safe manner both to prevent personal injury to themselves and to others.

**Important Note:** It is the duty of all members under Regulation 14 of the “Management of Health and Safety at Work Regulations 1999” to inform the ‘employer’, i.e. Deputy Camp Wardens, Camp Warden of any circumstances that may indicate any shortcomings in this assessment

Minimum Leader Competence	Adult Scout Member	Minimum Assistant Competence	In House assessed
Activity Length Time	1 hour & 30 Mins	Minimum Age of Participants	6 + Years

<b>Reviewed:</b>	April 2025
<b>Next Review Due:</b>	April 2026

# GENERIC RISK ASSESSMENT

## CLIMBING AUTOMATIC BELAY TOWER



Task Element	Hazard and harmful effect	Likelihood Info	Initial risk level			Control measures to reduce likelihood	Controlled risk level		
			SEVERITY	LIKELIHOOD	RISK LEVEL		SEVERITY	LIKELIHOOD	RISK LEVEL
Climbing on Rhydd Covert Scout Camp Automatic Belay Tower – maintenance/checking of equipment	<ul style="list-style-type: none"> <li>Equipment failure</li> <li>Damaged equipment leading to injury if used</li> </ul>	Young persons and adults (possibly with little or no experience) Which are Members of the Scout or Guide Movement who use the campsite.	4	4	16	<ul style="list-style-type: none"> <li>All harnesses will be checked by a competent person on a regular basis as advised by the manufacturer.</li> <li>All Lines to be checked for retraction, if any fail the fallback then lock the line up and do not use for the session and report to the Rhydd Covert Management Team (RCMT)</li> <li>Records of checks will be retained.</li> <li>Harnesses which are frayed, have split webbing, split stitching or any other damage will be taken out of use immediately and destroyed.</li> <li>Competent persons will carry out inspections of equipment and activity site prior to and after use and ensure it is returned to the activity store.</li> <li>All equipment will be stored in an appropriate manner after use.</li> <li>Defects will be reported to the Rhydd Covert Management team (RCMT).</li> </ul>	4	2	8

# GENERIC RISK ASSESSMENT

## CLIMBING AUTOMATIC BELAY TOWER



Task Element	Hazard and harmful effect	Likelihood Info	Initial risk level			Control measures to reduce likelihood	Controlled risk level		
			SEVERITY	LIKELIHOOD	RISK LEVEL		SEVERITY	LIKELIHOOD	RISK LEVEL
Climbing on Rhydd Covert Scout Camp Automatic Belay Tower	<ul style="list-style-type: none"> <li>Slips, Trips, falls within climbing compound</li> <li>Fall from height</li> <li>Death</li> <li>Broken bones</li> <li>Head injury e.g. due to falling debris.</li> <li>Cuts/bruises</li> <li>Burns from ropes</li> <li>Entanglement/ entrapment of clothing/hair etc</li> <li>Failure of equipment.</li> <li>Weather conditions</li> </ul>	Young persons and adults (possibly with little or no experience) Including Members of the Scout or Guide Movement, schools, companies and other groups who may be allowed to use the campsite.	4	3	12	<ul style="list-style-type: none"> <li>Authorised instructors only to run/supervise activity.</li> <li>Valid permit to be held.</li> <li>Maximum of 4 persons to be supervised by instructor.</li> <li>Suitable footwear to be worn by each person climbing.</li> <li>Full instruction to be given to each person prior to climbing.</li> <li>Loose clothing to be removed or tied back, long hair to be tied up.</li> <li>An adult or leader must supervise young people waiting to climbing.</li> <li>No climbing to take place if weather conditions are poor, including wet/icy/cold, Lightning or poor lighting.</li> <li>Instructions issued by the instructors must be adhered to at all times.</li> <li>Instructor will stop the activity immediately should any of the following occur:                             <ul style="list-style-type: none"> <li>There be an accident/near miss</li> <li>Weather conditions deteriorate</li> <li>Group is too large or unruly to supervise</li> <li>No adult supervision provided by the group</li> <li>They feel that the activity is not suitable for the age/abilities/ experience of participants.</li> <li>Any of the rules/instructions etc are broken whether by children/young persons, adult or leader.</li> </ul> </li> </ul>	4	2	8